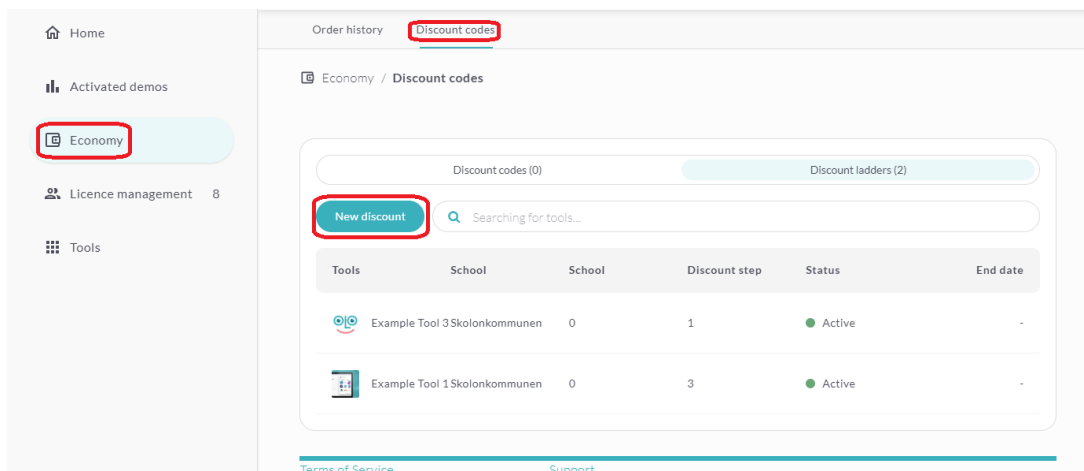


## Create discount ladder

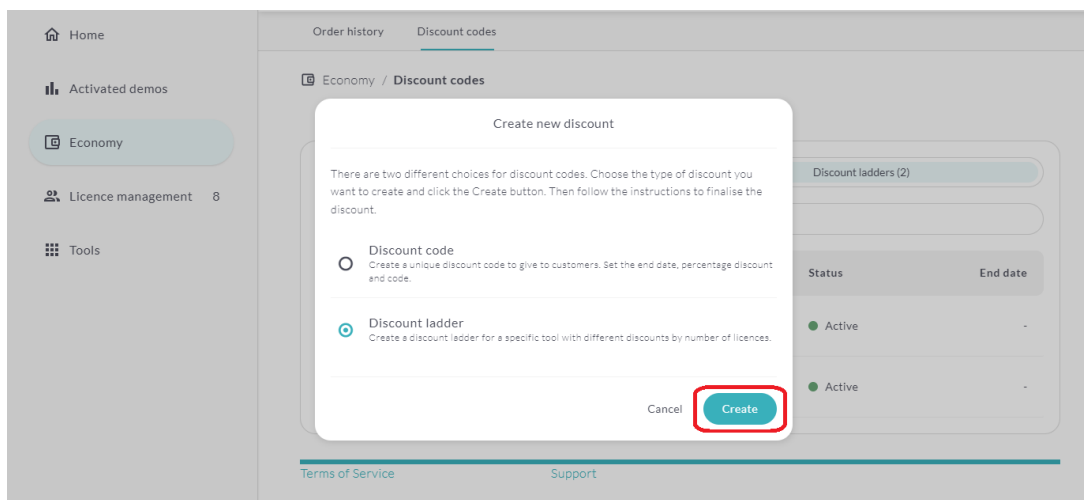
Ulf Kronsell - 2023-07-03 - Discounts

### Create discount ladder

Click **Economy**, then click **Discount codes** and **New discount**.



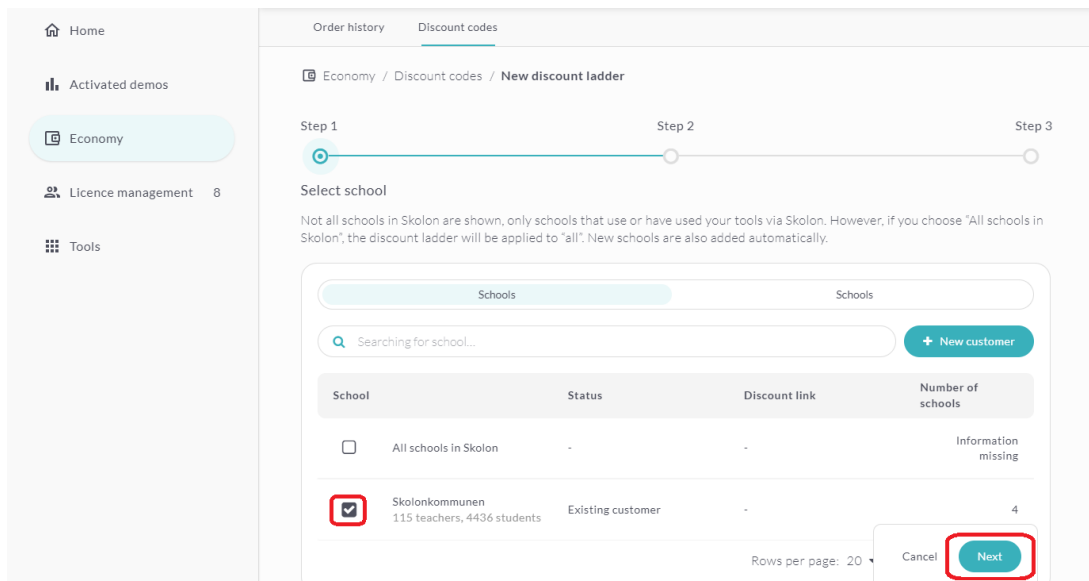
Select **Discount ladder** and click **Create**.



#### Step 1.

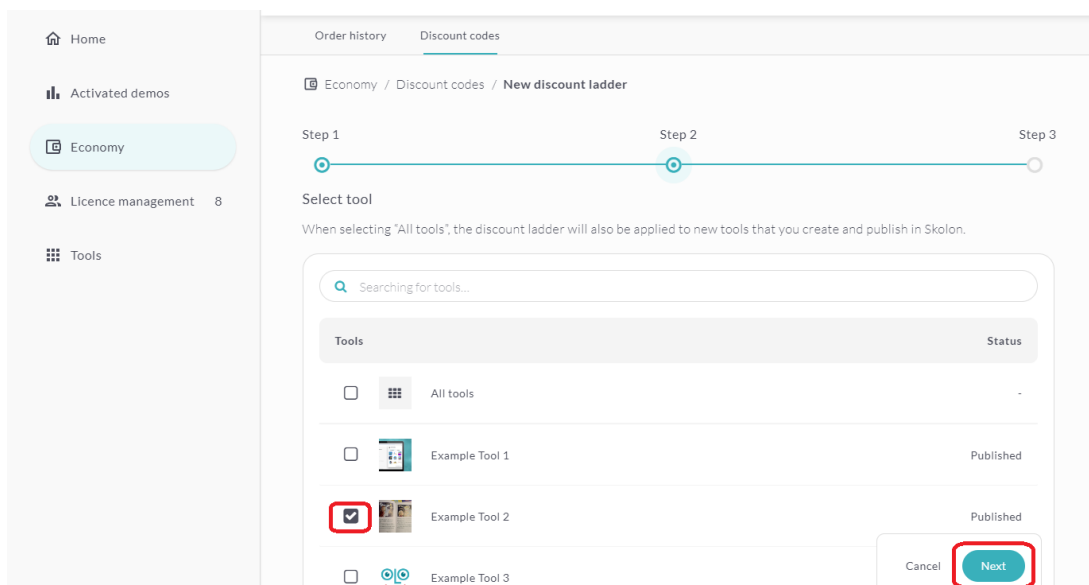
Search and select which organiser the discount ladder should be valid for. You can only choose an organiser you already have an existing relation to, either through existing licenses or demo usage. **NOTE!** If you select "All schools in Skolon", new organisers in Skolon that you establish a relation with will be added to the discount ladder. If you want to add a single customer (that you know is a Skolon platform user, but currently is not using your tools through Skolon), click **New customer** and add the name of the customer. A link

is created, this link can be sent to your contact at the new customer. When the customer have clicked the link they are connected to the discount ladder. When you have selected all the organisers that you want to include, click **Next**.



### Step 2.

Select which tools that are to be included in the discount. If you select all tools, any new tool that you create will also be connected to the discount ladder. When you have selected all tools that you want to include, click **Next**.



### Step 3.

Set start- and stop date, i.e from which date the discount ladder should be active and **to** which date (not until, for example stop date 2022-05-19 means that the discount ladder is active until 2022-05-18) it should be active (stop date is not mandatory).

Select which type of discount ladder you want to create, discount based on number of licenses or discount based on value.

Create one or more steps in your discount ladder, at least one step has to be created. Set

the number of licenses required, or required value, to activate the discount for this step and the discount percentage that is to be used. **NOTE!** Additional steps must require more licenses or higher value and a greater discount percentage than the previous step. Click **Create**.

Home

Activated demos

Economy

Licence management 8

Tools

Step 1 Step 2 Step 3

Start and end dates

Please note that licences purchased with automatic renewal before the end date for a discount ladder will retain their discount until the licences are terminated.

Start date \* 2023-07-03 End date 2023-12-31

Select type of discount ladder

Discount ladder for number of licences reached

Discount ladder for price reached

Select market

Select market \* Sverige

Create discount step

Minimum number of licences required for discount 50 Discount in % 5

Add more steps Cancel Create