



[Knowledgebase](#) > [För administratörer](#) > [Organisationsadministratörer](#) > [Canva for Education](#) > [Request a Canva for Education tenant with pseudonymisation](#)

Request a Canva for Education tenant with pseudonymisation

Ulf Kronsell - 2026-06-09 - [Canva for Education](#)

Create a free account in Canva, this will be your organisation admin account in Canva. You can create your account at [Canva.com](#)

Note! It is recommended to use a function based e-mail address rather than a personal e-mail address.

Start pseudonymisation for Canva in Skolon Datavis as described in these articles:

SE: [Aktivera pseudonymisering](#)

NO: [Aktivere pseudonymisering](#)

EN: [Activate Pseudonymisation](#)

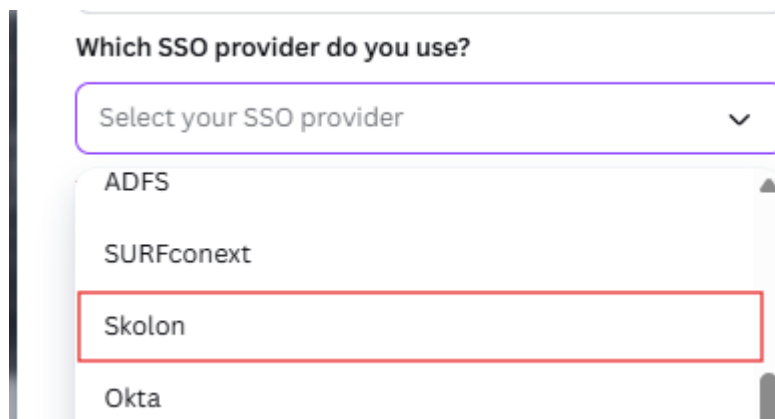
When activating pseudonymisation for Canva your pseudonymised domain will be visible, example: skolonkommunen.skolongateway.com. Please note your pseudonymised domain as you will need to enter it in your tenant application.

Apply for a tenant by filling out [this form](#). After submitting the form, Canva will process your request and you will receive access to your Canva for Education Tenant.

Some of the pages require Skolon-specific information, for these pages please fill in the information as stated below.

SSO-provider

Select Skolon as SSO provider.



The image shows a screenshot of a web form titled "Which SSO provider do you use?". Below the title is a dropdown menu with the text "Select your SSO provider" and a downward arrow. The dropdown is open, showing a list of options: "ADFS", "SURFconext", "Skolon", and "Okta". The "Skolon" option is highlighted with a red rectangular border.

Email Address Information

It's important that you create a Canva account prior to submitting the form with the same email address that will serve as the Owner of the Canva for Education tenant. You can create your account at [Canva.com](#)

Make sure to also add support@skolon.eu as an orgadmin account as this will speed up handling time for your application and also make it possible for Skolon support to help you out.

IT Coordinator

Admin 2 ✕

First name

Skolon

Last name

Support

School email


support@skolon.eu

Job title

Systems administrator

+ Add another admin

Continue



On this page - fill in your pseudonymised domain which will apply for your users in Skolon. The email domains used in Skolon will have to be verified in Canva in order for you to provision the users to your Canva for Education tenant. If you have any questions regarding the submission of this form for the Skolon specific information, please contact the [Skolon support](#), and we'll help you out. For any other questions regarding the form, please see [Canva for Education support pages](#).

Email domain

skolonkommunen.skolongateway.com

Add another domain

Do your users have multiple email addresses or aliases?

Yes

No


Describe your email configuration

Share as much detail as possible about your configuration. When listing the different types of emails used, provide examples, not an entire list of staff and student emails.

Are you using a single identity provider?

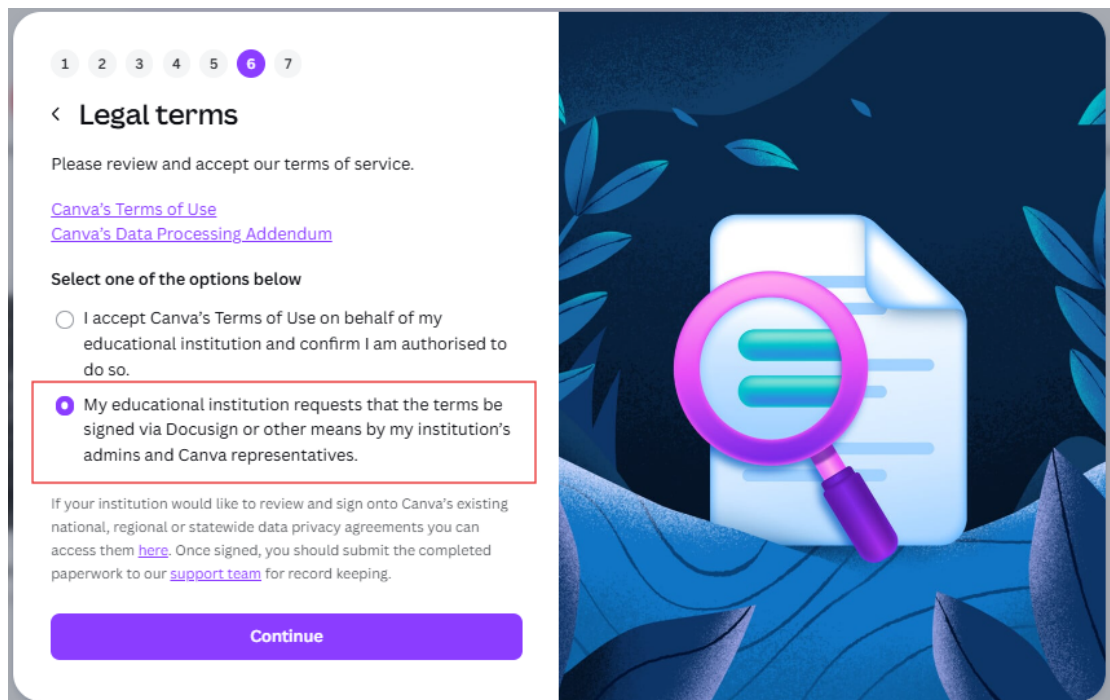
Yes

Continue



Legal terms

Click the lower option if you want to select the regional model agreement for Sweden.



You can find it here: <https://public.canva.site/canva-education-model-agreement-portal/global>

Next steps

Once Canva has handled your submission the email address you entered will receive credentials to sign into your Canva for Education Tenant. Once you have access to your tenant, proceed with the installation by following the instructions in this article:

[Installing Canva SSO and rostering](#)