

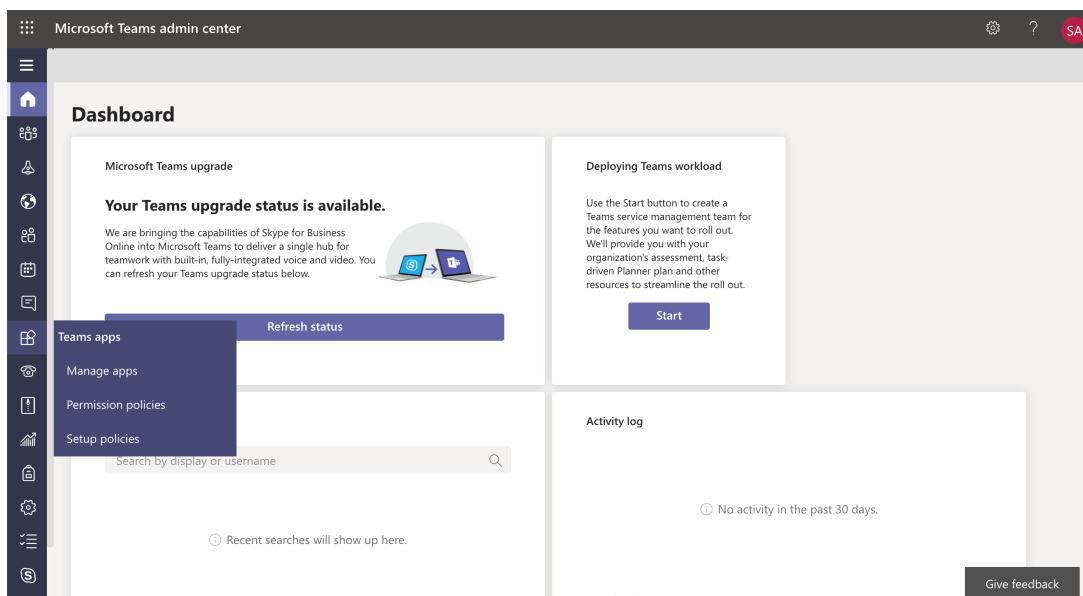
Så här lägger du till Skolon Teams-appen i menyraden

Ulf Kronsell - 2022-01-09 - Microsoft Teams

| | | |
|--------|----------|-----------------|
| ✓ Elev | ✓ Lärare | ✓ Administratör |
|--------|----------|-----------------|

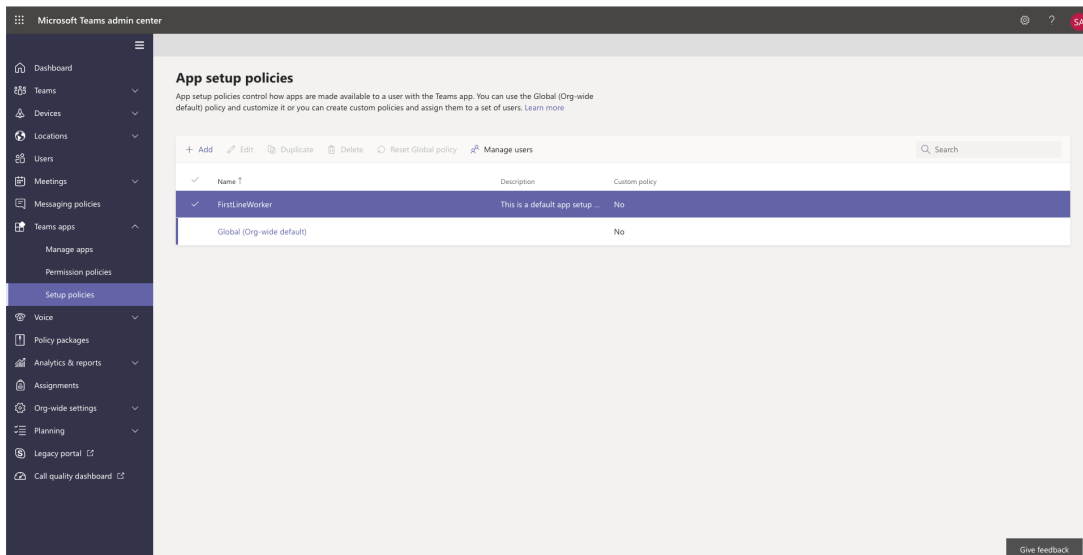
I denna artikel får du veta hur du som administratör lägger till Skolon Teams-appen i Teams menyrad.

Välj Teams apps i meny till vänster, klicka sedan på Manage apps.

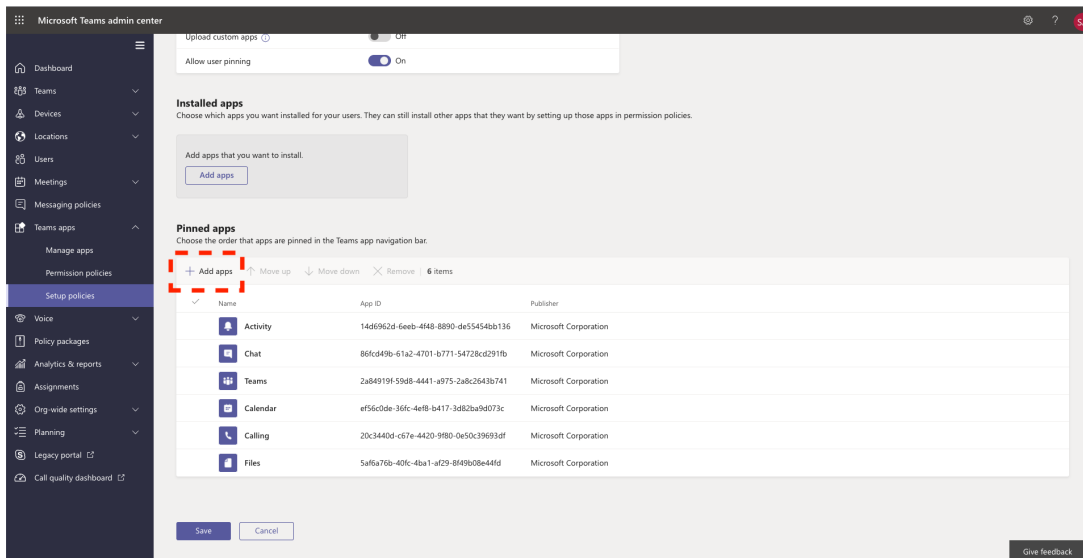


Alla appar som finns tillgängliga i Teams visas. Du kan här välja att tillåta eller blockera appar i Microsoft Teams. Sök efter Skolon, därefter kan du tilldela appen.

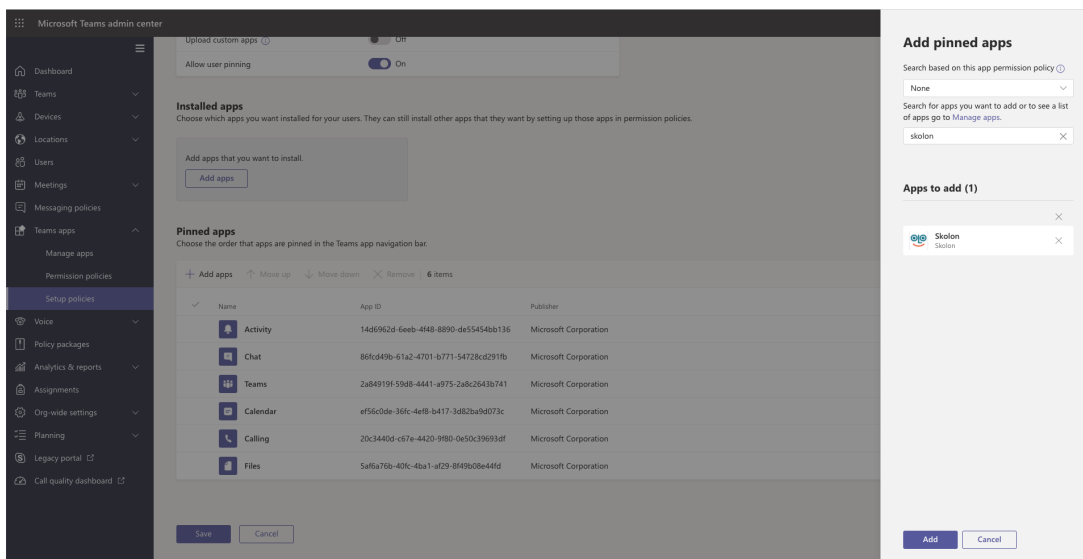
Därefter klickar du på Setup policies och sätter upp en policy för vilka användare som skall ha appen på den aktuella skolan.



Du väljer den grupp som skall ha tillgång och klickar på Add apps.



Policies installeras på användarnivå.



Script krävs för att installera policies.

The screenshot displays the Microsoft Teams admin center interface. On the left is a navigation pane with categories like Dashboard, Teams, Devices, Locations, Users, Meetings, Messaging policies, Teams apps, Manage apps, Permission policies, Setup policies, Voice, Policy packages, Analytics & reports, Assignments, Org-wide settings, Planning, Legacy portal, and Call quality dashboard. The main content area shows the user profile for Adele Vance, including her name, role (STUDENT), location (United States), email (Adele.V@M365EDU099957.On.Microsoft.com), and directory status. There are also summary cards for 7-DAY QUALITY (Data isn't available) and 7-DAY ACTIVITY (0 Meetings, 0 Calls). Below the profile, the 'Policies' tab is active, showing a list of assigned policies: Meeting policy (Global (Org-wide default)), Messaging policy (Global (Org-wide default)), Live events policy (Global (Org-wide default)), App permission policy (Global (Org-wide default)), App setup policy (Global (Org-wide default)), Call park policy (Global (Org-wide default)), and Calling policy (Global (Org-wide default)). To the right, the 'Policy package' section shows 'None' is assigned. A 'Give feedback' button is located in the bottom right corner.

Attachments

- [Admin_Teams_6.png \(192.08 KB\)](#)
- [Admin_Teams_5.png \(193.00 KB\)](#)
- [Admin_Teams_3.png \(139.14 KB\)](#)
- [Admin_Teams_4.png \(175.54 KB\)](#)
- [Admin_Teams_2.png \(249.42 KB\)](#)
- [Admin_Teams_1.png \(332.13 KB\)](#)
- [Group_3893_2x.png \(11.55 KB\)](#)